

II . Business Performance

1. Overall Business Performance Analysis

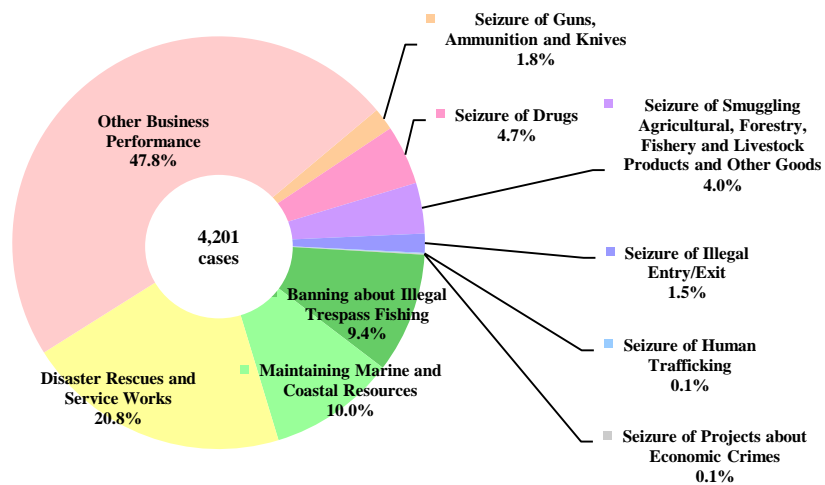
The business performance of CGA was divided by case characteristics, into such 10 categories as “Seizure of Guns, Ammunition and Knives”, “Seizure of Drugs”, “Seizure of Smuggling Agricultural, Forestry, Fishery and Livestock Products and Other Goods”, “Seizure of Illegal Entry/Exit”, “Seizure of Human Trafficking”, “Seizure of Projects about Economic Crimes”, “Banning about Illegal Trespass Fishing”, “Maintaining Marine and Coastal Resources”, “Disaster Rescues and Service Works” and “Other Business Performance”. In this section, the number of overall business performance cases and the number of suspects will be first analyzed, and each category of business performance will be analyzed in next section.

1.1 Statistics of Performance Cases

1.1.1 Structure and changes of performance cases

There were total 4,036 business performance cases of CGA in 2018, decreased by 420 cases or 9.4% comparing to last year; if cross- categories cases were counted, the total number of cases was 4,201, decreased by 392 cases or 8.5%, due to the influence of Other Business Performance with a decrease of 300 cases, among which Violation of Vessel and Fishery Management Cases with a decrease of 289 cases. To make an observation by category, among total business performance, Other Business Performance with 2,009 cases was the most, accounting for 47.8%, due to the influence of dealing with 864 Violation of Vessel and Fishery Management Cases; the next was Disaster Rescues and Service Works with 872 cases, accounting for 20.8%; the third was Maintaining Marine and Coastal Resources with 418 cases, accounting for 10.0%.

Figure 2.1 2018 Structure of Business Performance Cases



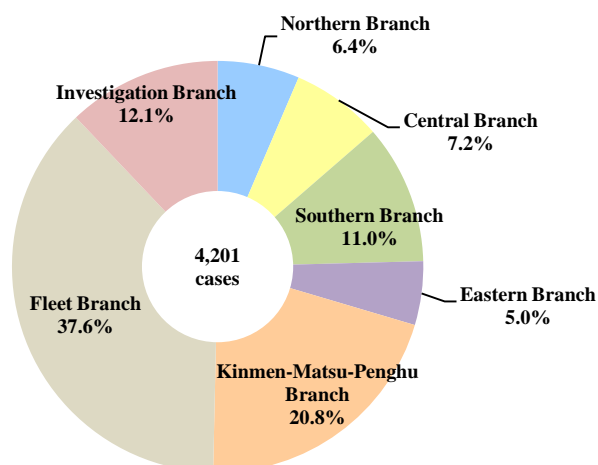
1.1.2 The statistics of performance cases by sector

CGA has eight branches, and due to the different business characteristics of the dispatched units and the different boundary areas of the jurisdictions, the effectiveness of the investigations was slightly different. The following is to make an observation by each branch where Coastal Patrol Corps, Offshore Flotilla, and Reconnaissance Brigade are included; Coastal Patrol Corps was included in Northern, Central, Southern, Eastern, and Kinmen-Matsu-Penghu Branches. In 2018, total number of business performance cases was 2,032. As for the seizure category, Other Business Performance, among which Violation of Vessel and Fishery Management Cases was the main type, ranked the 1st, accounting for 61.7%; the next was Disaster Rescues and Service Works, accounting for 19.9%, and the third was Maintaining Marine and Coastal Resources, accounting for 11.1%. Fleet Branch including the Offshore Flotilla seized 1,516 cases, with seizure categories of Other Business Performance, among which Fishing Protection and Patrol Operations at Economic Zone was the main type (accounting for 34.9%), Disaster Rescues and Service Works (27.1%), and Banning about Illegal Trespass Fishing (22.2%) as the top three. Investigation Branch including the Reconnaissance Brigade seized 488 cases, with main seizure categories of Other Business Performance, among which Seizure of Undocumented Migrant Worker Cases was the main type, (accounting for 33.7%), Seizure of Drugs (31.8%), Seizure of Smuggling Agricultural, Forestry, Fishery and Livestock Products and Other Goods (12.3%), and Seizure of Guns, Ammunition and Knives (11.0%).

1.1.3 Seized area for performance cases

If the seized areas are divided into six areas as sea, coast, port, waterway, inland and airport, in 2018, the mainly seized areas were four as port accounting for 39.9%, sea accounting for 33.3%, coast accounting for 15.3%, and inland accounting for 11.0% in turn. If an observation is made by county/city, there were 1,236 seized cases in three counties as Kinmen, Lienchiang, and Penghu in offshore islands of Taiwan, accounting for 30.6%. In Taiwan Island, there were 419 seized cases in Pingtung County as the top one, accounting for 10.4%, 371 seized cases in Kaohsiung City as the second, accounting for 9.2%, and 297 seized cases in New Taipei City as the third, accounting for 7.4%.

Figure 2.2 2018 The Statistics of Business Performance Cases — by Sector

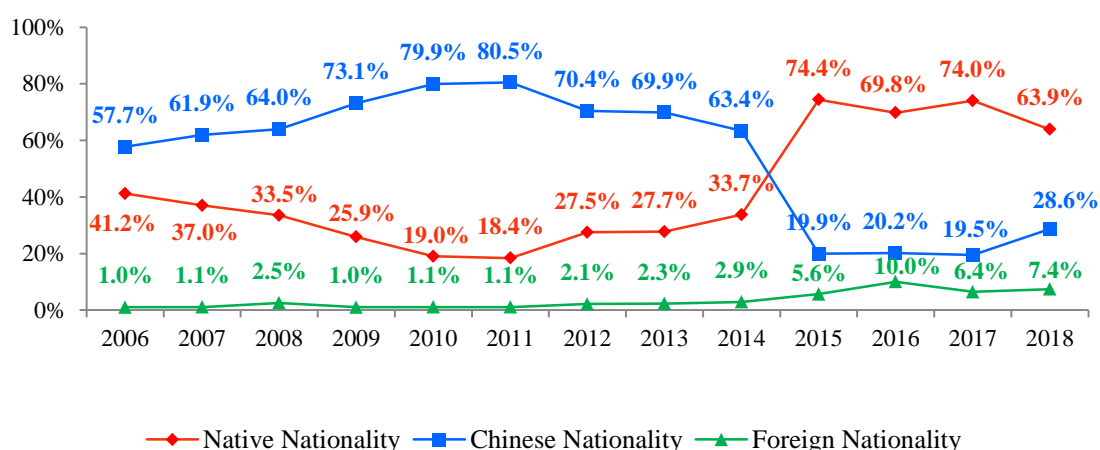


1.2 Statistics of the Suspects Seized

1.2.1 The suspects seized by sex and nationality

There were total 3,104 suspects seized for business performance of CGA in 2018, with a decreased of 203 persons, comparing with last year that mainly because the suspects for Maintaining Marine and Coastal Resources decreased by 226 persons, the suspects for Other Business Performance decreased by 180 persons, and the suspects for Banning about Illegal Trespass Fishing increased by 144 persons. If an observation is made by nationality, there were 1,984 natives, accounting for 63.9%, 889 Chinese suspects, accounting for 28.6%, and 231 foreigners, accounting for 7.4%. If an observation is made by sex, 2,951 persons were male, accounting for 95.1%, and 153 persons were female, accounting for 4.9% only.

**Figure 2.3 The Statistics of Suspects for Business Performance for Years
— by Nationality**



1.2.2 The suspects seized by age and education

Among the suspects seized in 2018, most were 30 ~ 59 years old, accounting for 71.7%; those who over 60 years old were accounting for 17.8%. If an observation is made by education, the most was 1,568 persons of illiterate (including unknown), accounting for 50.5%; the next was 563 persons graduated from junior (vocational) high school, accounting for 18.1%; 458 persons graduated from elementary school, accounting for 14.8% and 409 persons graduated from senior (vocational) high school, accounting for 13.2%, ranked 3rd and 4th respectively. In terms of case category, the suspects of Seizure of Guns, Ammunition and Knives, Seizure of Drugs were most graduated from senior (vocational) high school and junior (vocational) high school; the suspects of Seizure of Smuggling Agricultural, Forestry, Fishery and Livestock Products and Other Goods were most illiterate (including unknown), the suspects of Seizure of Human Trafficking were most graduated from senior (vocational) high school; the suspects of Banning about Illegal Trespass Fishing were most illiterate (including unknown) and graduated from elementary school; the suspects of Maintaining Marine and Coastal Resources and Other Business Performance most were illiterate (including unknown).

Figure 2.4 2018 The Statistics of Suspects for Business Performance — by Age

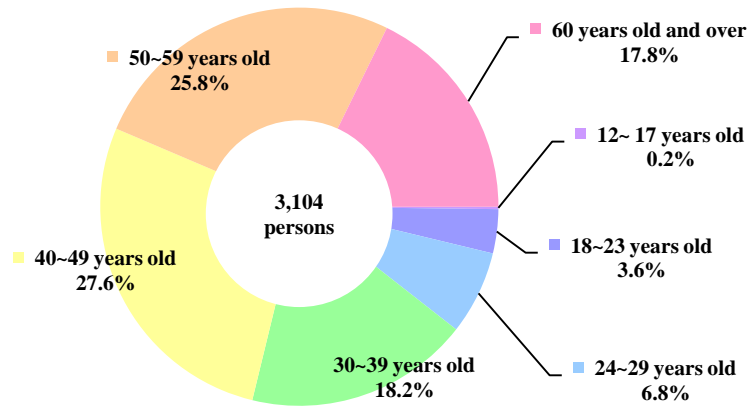
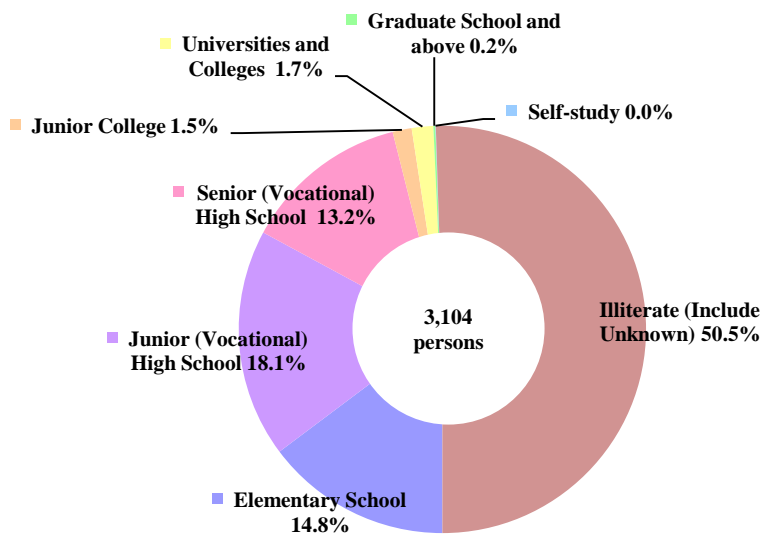


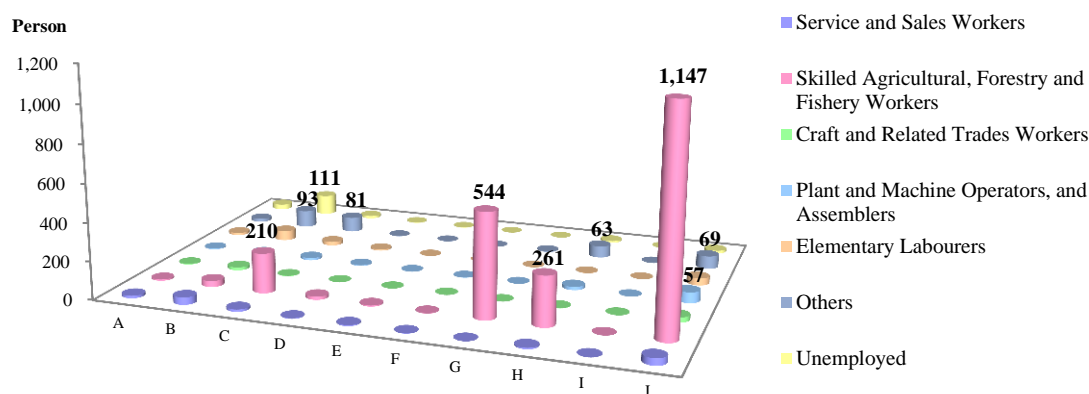
Figure 2.5 2018 The Statistics of Suspects for Business Performance — by Education



1.2.3 The suspects seized by occupation

Among the suspects seized in 2018, most were Skilled Agricultural, Forestry and Fishery Workers of 2,216 persons, accounting for 71.4%. In terms of case category, most suspects of Seizure of Guns, Ammunition and Knives and Seizure of Drugs were Unemployed. Most suspects of Seizure of Human Trafficking were Skilled Agricultural, Forestry and Fishery Workers, Service and Sales Workers. Suspects of Seizure of Projects about Economic Crimes were Skilled Agricultural, Forestry and Fishery Workers, Service and Sales Workers, Plant and Machine Operators, and Assemblers. Most suspects of remained seized case were Skilled Agricultural, Forestry and Fishery Workers.

Figure 2.6 2018 The Statistics of Suspects for Business Performance — by Occupation



- A : Seizure of Guns, Ammunition and Knives
- B : Seizure of Drugs
- C : Seizure of Smuggling Agricultural, Forestry, Fishery and Livestock Products and Other Goods
- D : Seizure of Illegal Entry/Exit
- E : Seizure of Human Trafficking
- F : Seizure of Projects about Economic Crimes
- G : Banning about Illegal Trespass Fishing
- H : Maintaining Marine and Coastal Resources
- I : Disaster Rescues and Service Works
- J : Other Business Performance

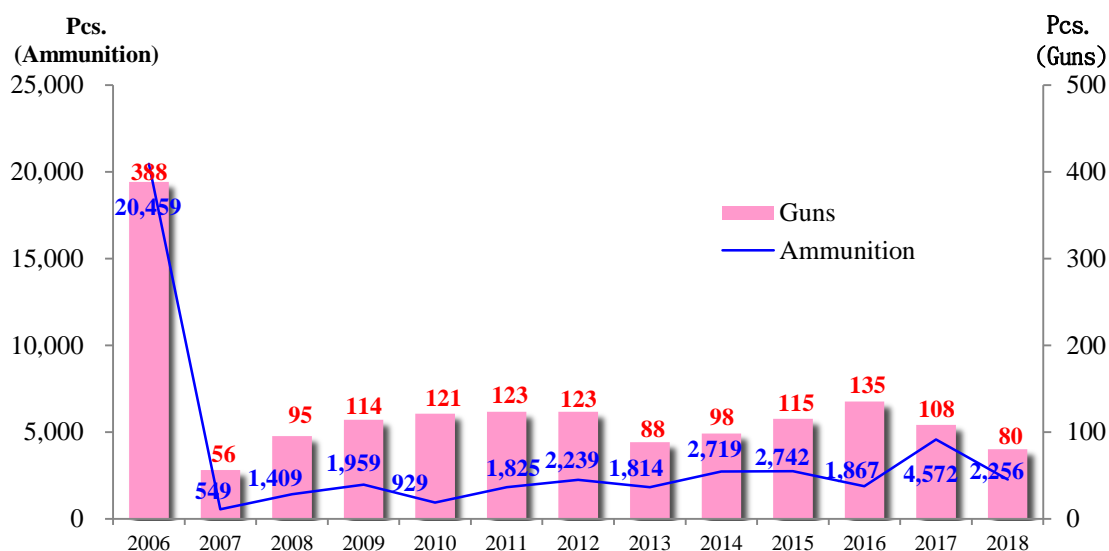
2. Analysis of Major Case Categories

2.1 The Statistics of Guns, Ammunition and Knives Seized

The number of Guns, Ammunition and Knives Seized in 2018 was 74 cases, decreased by 3 cases or 3.9% than last year, among which 80 seized guns were less 28 pieces than last year. 2,256 pieces of ammunition were decreased by 2,316 pieces, due to the higher benchmark of 3,055 standard cartridges seized by Taichung Reconnaissance Brigade in Taoyuan City last January. By seized sector, Investigation Branch seized 57 cases as the most, accounting for 77.0%; Fleet Branch seized 14 cases as the second, accounting for 18.9%; Southern Branch seized 3 cases as the third, accounting for 4.1%. As for the areas where the Guns, Ammunition and Knives Seized, inland was the most, accounting for 93.2%. If an observation is made by period, it was concentrated at 10:00 a.m. to 6:00 p.m., accounting for 60.8%.

If an observation is made by county/city, there were 14 pieces of guns seized in Taoyuan City as the most, 10 pieces seized in Taichung City as the second, and 8 pieces seized respectively in New Taipei City and Tainan City as the third. In addition, in term of ammunition seized, there were 686 pieces seized in Pingtung County as the most, 620 pieces seized in Taoyuan City as the second and 437 pieces seized in Kaohsiung City as the third.

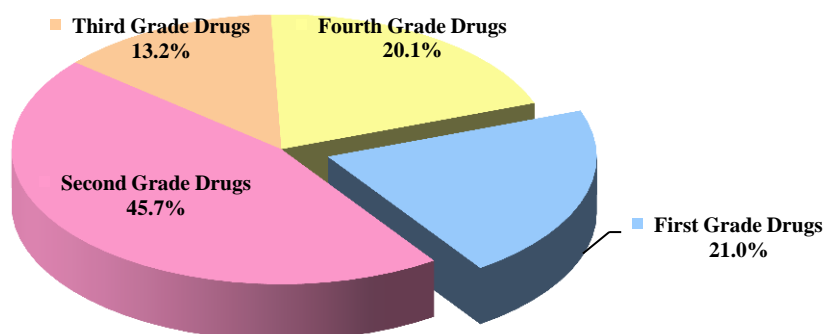
Figure 2.7 The Statistics of Guns and Ammunition Seized for Years



2.2 The Statistics of Drugs Seized

196 cases and 4,914.5 kg of drugs were seized in 2018, among which 2,246.0 kg of seized the Second Grade Drugs was the most, accounting for 45.7%, among which Amphetamine accounted for 99.4%; 1,031.8 kg of the First Grade Drugs were seized, accounting for 21.0% as the second, and all of which were Heroin; 986.4 kg of all types of seized Hydroxylamine HCl of the Fourth Grade Drugs were seized, accounting for 20.1% as the third; 650.3 kg of the Third Grade Drugs were seized, which Ketamine as the major, accounted for 13.2% as the fourth. In addition, 4 drugs manufacturing factories listed by National Police Agency were situated in Taipei City, Tainan City, Kaohsiung City and Pingtung County.

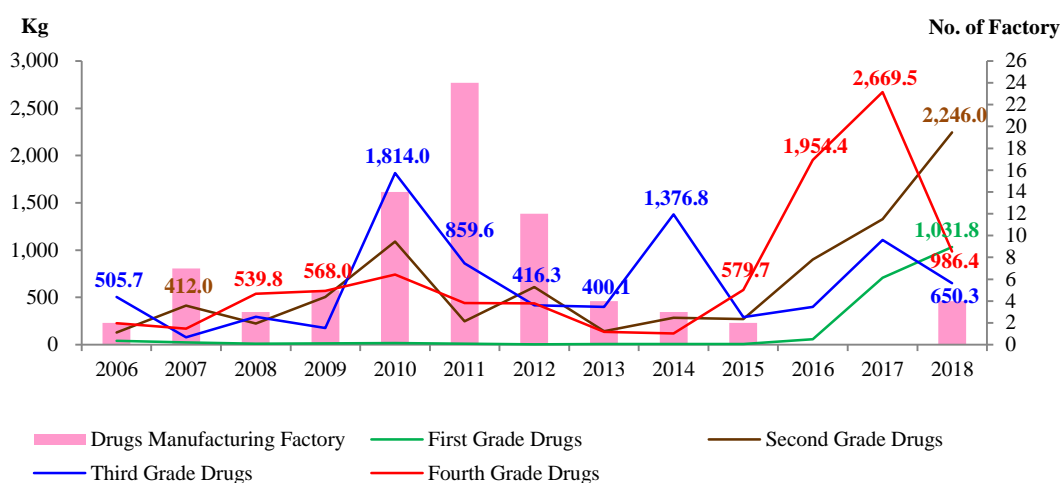
Figure 2.8 2018 The Statistics of Drugs Seized Structure



Comparing with last year, the number of seized cases decreased by 35 or 15.2%, the seized number of drugs decreased by 899.0 kg or 15.5%. Among which the Fourth Grade Drugs decreased by 1,683.1 kg, with a decrease rate of 63.0%. The Third Grade Drugs decreased by 455.7 kg, with a decrease rate of 41.2%. The seized number of the Second Grade Drugs and the First Grade Drugs respectively increased by 917.3 kg and 322.5 kg, with an increase rate of 69.0% and 45.5%.

In terms of seized sector, the Investigation Branch seized 165 cases as the most, accounting for 84.2%; the Fleet Branch seized 28 cases, accounting for 14.3% as the second. As for the areas where the Drugs Seized, inland was the most, accounting for 90.3%. To make an observation on seized amount of drugs by county/city, under cross-strait substantive cooperation for fighting against crime and international cooperation, in 2018, 1,655.4 kg of drugs were seized in Mainland China, and 1,338.0 kg of drugs were seized in Malaysia, Indonesia, Korea, and Japan, together accounting for 60.9%. As for in Taiwan area where the seized quantity was over 100kg, Kaohsiung City (803.1 kg), Pingtung County (507.4 kg), Taoyuan City (206.8 kg), Changhua County (152.3 kg), and Penghu County (127.0 kg) were in turn, together account for 36.6%.

Figure 2.9 The Statistics of Drugs Seized for Years



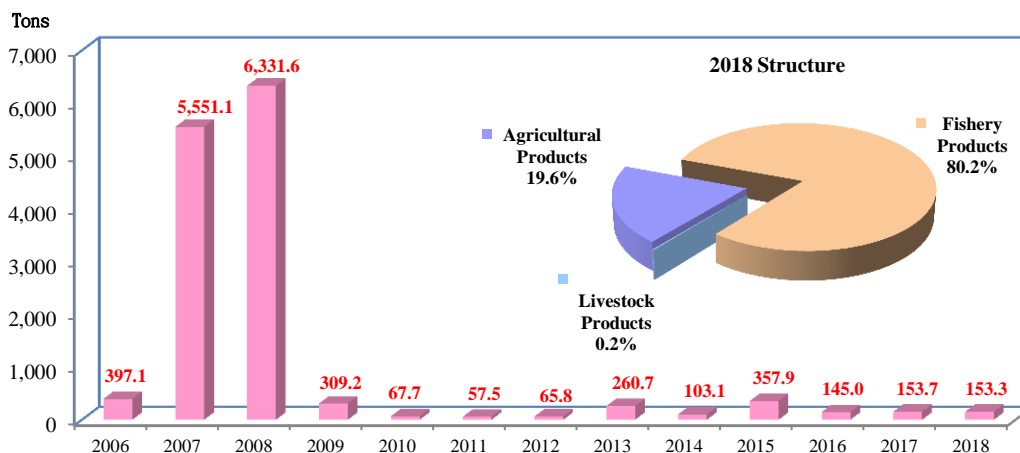
2.3 The Statistics of Smuggling Agricultural, Forestry, Fishery and Livestock Products and Other Goods Seized

In 2018, there were 167 cases of Seizure of Smuggling Agricultural, Forestry, Fishery and Livestock Products and Other Goods, less 16 cases or 8.7% than last year. By seized sector, Investigation Branch seized 64 cases as the most, accounting for 38.4%; Kinmen-Matsu-Penghu Branch seized 49 cases as the second, accounting for 29.3%; Northern Branch seized 30 cases as the third, accounting for 18.0%. As for the seized areas, port was the most, accounting for 69.5%, following by inland (10.8%), coast (9.0%), sea (7.8%), airport (2.4%) and waterway (0.6%) in turn. By seized source, 114 cases smuggled from Mainland China were the most, accounting for 68.3%; as for the channel of seized smuggling source, 51 cases smuggling by vessel were the most, accounting for 30.5%; 45 cases smuggling by parcel post were the second, accounting for 26.9%, and 36 cases entrained by the staff (in the luggage) were the third, accounting for 21.6%. The analysis is described by seized items as follows:

2.3.1 Agricultural, Forestry, Fishery and Livestock Products

In 2018, total 84 cases and 153.3 tons of the Agricultural, Forestry, Fishery and Livestock Products were seized, with a decrease of 19 cases and 0.4 tons comparing with last year. Among which the seized number of agricultural products was 30.0 tons, and most of which were mushrooms smuggled from Mainland China; it showed a decrease of 3.6 tons, comparing with last year; as for the fishery products, the seized number was 123.0 tons, with an increase of 5.9 tons, among which 121.9 tons were Fish. The seized number of Livestock Products was 0.3 tons only, among which most was goose liver smuggled from Mainland China, with a decrease of 2.8 tons. In addition, 1,513 smuggling live animals were seized in 2018, among which birds and hatching eggs were the most, accounting for 44.7%; sugar gliders showed the second, accounting for 28.0%. Protected and non-protected turtles were the third, accounting for 23.9%.

Figure 2.10 The Statistics of Agricultural, Forestry, Fishery and Livestock Products Seized for Years

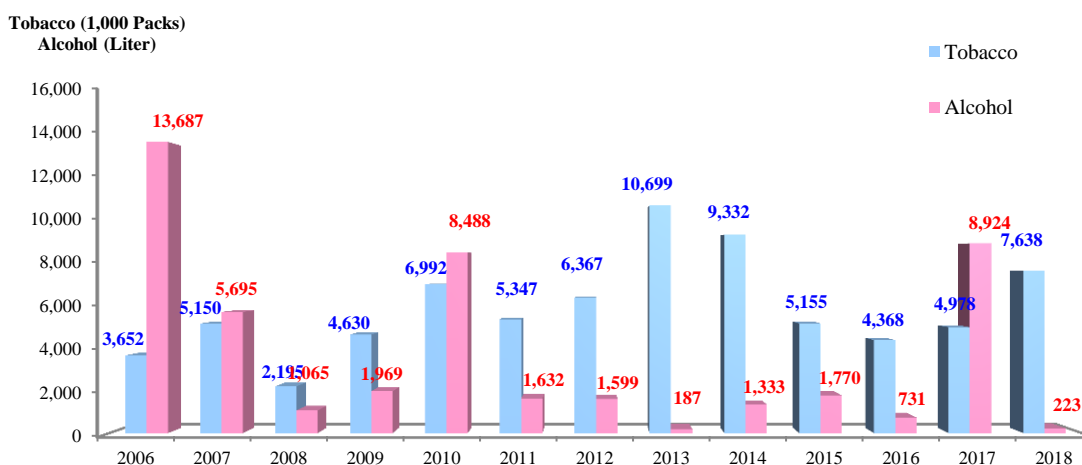


2.3.2 Other Smuggling Goods

The other smuggling goods mainly included tobacco, alcohol, and other goods, In 2018, there were 7,637,686 packs of smuggling tobacco seized. Comparing with last year, the number was increased by 2,659,938 packs or 53.4%, among which 5,981,437 packs of foreign tobacco were seized as the most, accounting for 78.3%, with an increase of 2,624,470 packs or 78.2%, comparing with last year. 1,655,729 packs of Chinese tobacco were seized as the second, accounting for 21.7%, with an increase of 34,948 packs or 2.2%. If an observation is made by county/city, 2,042,370 packs were seized in Taichung City, following by Kaohsiung City (996,610 packs), Tainan City (852,050 packs) and Keelung City (696,904 packs) in turn, together accounting for 60.1%.

In 2018, the total number of smuggling alcohol was 223 liters, with a decrease of 8,701 liters or 97.5% comparing with last year. Among which, there were 112 liters of Chinese alcohol accounting for 49.9%, with a decrease of 50 liters; 111 liters of foreign alcohol accounting for 49.8%, with a decrease of 8,651 liters; 1 liters of domestic alcohol accounting for 0.3% only. If an observation is made by county/city, included Keelung City (108 liters), Kinmen County (103 liters) and Lienchiang County (12 liters).

Figure 2.11 The Statistics of Tobacco, Alcohol for Years

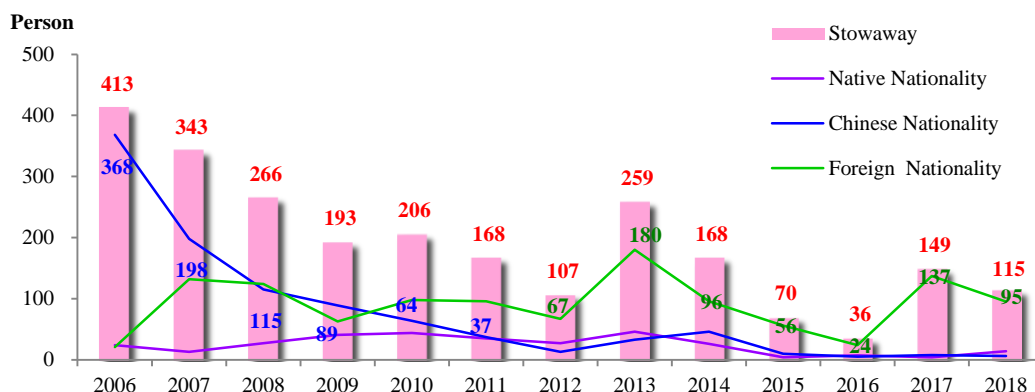


2.4 The Statistics of Illegal Entry/Exit Seized

In 2018, there were 63 Seizure of Illegal Entry/Exit cases, 37 suspects and 115 stowaways. Comparing with last year, 5 cases, 15 suspects were increased, and 113 stowaways were decreased respectively. Among stowaways, there were 95 foreigners (92 persons of Vietnamese nationality, 2 persons of Philippine nationality, and 1 person of Indonesian nationality) as the most, accounting for 82.6%, with an decrease of 42 persons, 14 natives persons as the second, accounting for 12.2 %, with an increase of 10 persons, and 6 Chinese persons as the third, accounting for 5.2%, with a decrease of 2 persons.

If an observation is made by sector, among which the Investigation Branch with 32 cases was the most, accounting for 50.8%; the Fleet Branch with 19 cases was the second, accounting for 30.2 %; the Kinmen-Matsu -Penghu Branch with 8 cases was the third, accounting for 12.7%. As for seized area and county/city, it showed inland of 34 cases as the top one, most in county/city in the north of central, and the top two were New Taipei City (9 cases), Hsinchu County (7 cases); 22 cases were seized at coast as the second, mainly in Kinmen County (11 cases), and Hsinchu City (8 cases); 6 cases were seized in sea as the third, distributing in Kinmen County (3 cases), Kaohsiung City, Pingtung County, and Taitung County (1 case respectively).

Figure 2.12 The Statistics of Stowaways Seized for Years

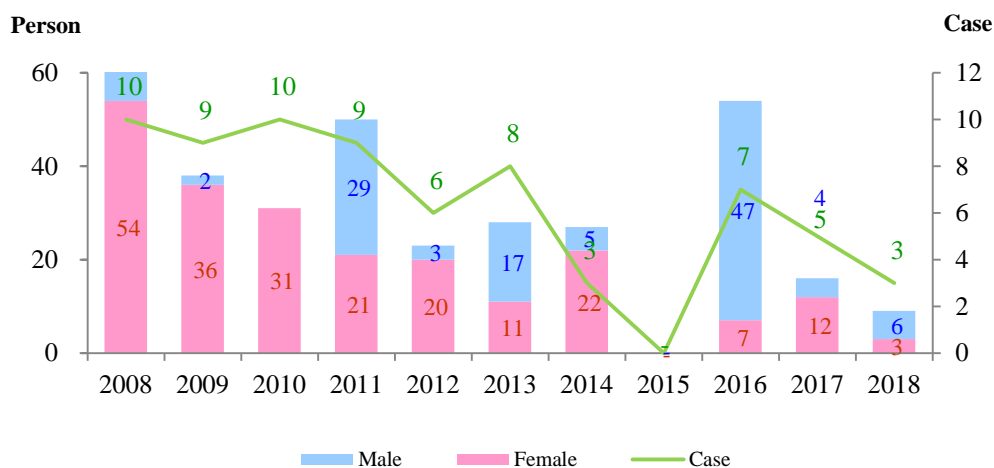


2.5 The Statistics of Human Trafficking Seized

In 2018, there were 3 cases of Human Trafficking (3 cases of Labor Exploitation), 16 suspects and 9 rescued victims seized. Comparing with last year, 2 cases were decreased, 13 suspects were decreased, and 7 stowaways were decreased.

All rescued victims were foreigners, including 6 persons of Indonesia nationality (3 males and 3 females), and 3 males of Philippines nationality.

Figure 2.13 The Statistics of Human Trafficking Seized for Years



2.6 The Statistics of Projects about Economic Crimes Seized

The Projects about Economic Crimes seized by CGA included four categories as Seizure of Counterfeit Currency Cases, Seizure of Counterfeits and Piracies Cases, Violate the Money Laundering Control Act Cases, and Seizure of Counterfeit, Substandard and Banned Drugs. For the seized Projects about Economic Crimes, in 2018, there were 3 suspect and 3 cases of Counterfeit, Substandard and Banned Drugs seized. Comparing with last year, 1 case increased and the number of suspects increased by 2.

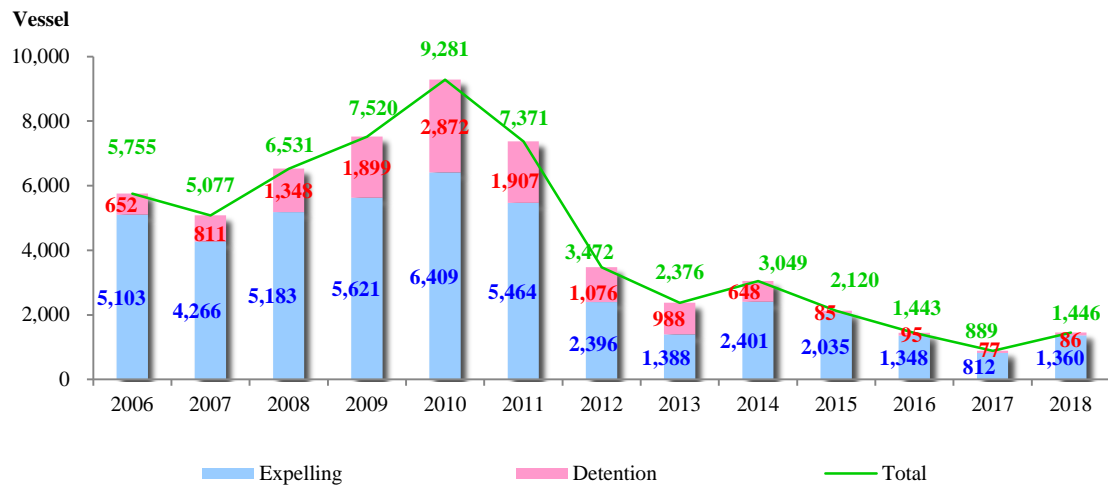
2.7 The Statistics of Banning about Illegal Trespass Fishing

To cease illegal trespassing the sea border from Mainland China fishermen and over fishing, to preserve our marine ecosystem and fishery resources, and in order to ensure fishermen's offshore safety and interests, In 2018, CGA continuously scheduled the service flexibly against the popular waters of trespass fishing by Mainland China vessels by the principle of "advanced deployment, preset troops, and flexible use", and timely reinforced the outlying islands enforcement energy by conducting regional joint defense unscheduled, and expanded the power of banning missions for the key areas, in terms of three northern isles, central waters, and Kinmen, Matsu and Penghu. In accordance with the "Standards Governing the Fine for Coast Guard Authorities to Handle the Vessels of Mainland China Entering the Waters Restricted or Prohibited in Taiwan Area", CGA enforced the law by taking heavy punishment effectively on deterring the trespassing fishing boats of Mainland China.

In 2018, there were 1,446 vessels seized in 396 Banning about Illegal Trespass Fishing cases. Among 86 Detention vessels, all of Chinese nationality; among 1,360 Expelling vessels, most was Chinese nationality of 1,293 vessels, accounting for 95.1%, and the next was Foreign nationality of 67 vessels, accounting for 4.9%, all of Vietnamese nationality. Comparing with last year, 50 Banning about Illegal Trespass Fishing cases and 557 banned vessels were increased respectively. Among which, 9 Detention vessels and 548 Expelling vessels were increased respectively.

If an observation is made by county/city, for Detention vessels, there were 34 vessels banned in Kinmen County, 18 vessels in Penghu County, and 12 vessels in Lienchiang County as the top three, together accounting for 74.4%. As for the city/county, in which the number of Expelling vessels was more than 100, Kinmen County (338 vessels), Penghu County (294 vessels), New Taipei City (263 vessels), and Kaohsiung City (119 vessels) were in turn, together accounting for 74.6%.

Figure 2.14 The Statistics of Banning about Illegal Trespass Fishing of Vessels for Years



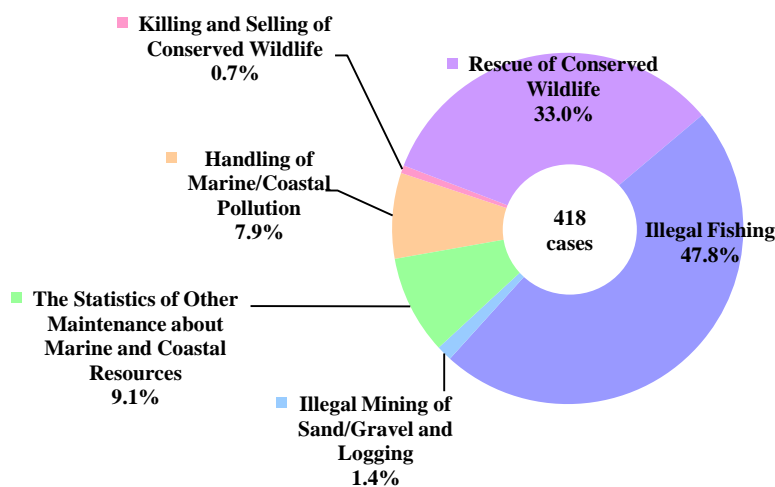
2.8 The Statistics of Maintaining Marine and Coastal Resources

In 2018, there were 362 suspects seized in 418 cases of Maintaining Marine and Coastal Resources. Comparing with last year, 75 cases and 226 suspects were decreased. Among which the most significant change was shown in Illegal Fishing with a decrease of 76 cases, and The Statistics of Other Maintenance about Marine and Coastal Resources with a decrease of 11 cases.

To make an observation by seized sector, the Fleet Branch seized 189 cases, accounting for 45.2% as the major. In terms of seized area, the top three were sea accounting for 46.9%, port accounting for 25.6%, and coast accounting for 23.7% respectively. As for county/city, 55 seized cases in Pingtung County, among which Rescue of Conserved Wildlife and The Statistics of Other Maintenance about Marine and Coastal Resources were the major. 52 seized cases in Yilan County and 42 seized cases in Tainan City ranked 2nd and 3rd, and among which Illegal Fishing was the major.

To make an observation by seized category, 200 cases of Illegal Fishing were the most, accounting for 47.8%, following by 138 cases of Rescue of Conserved Wildlife (33.0%), 38 cases of The Statistics of Other Maintenance about Marine and Coastal Resources (9.1%), 33 cases of Handling of Marine/Coastal Pollution (7.9%), 6 cases of Illegal Mining of Sand/Gravel and Logging (1.4%), and 3 cases of Killing and Selling of Conserved Wildlife (0.7%) in turn.

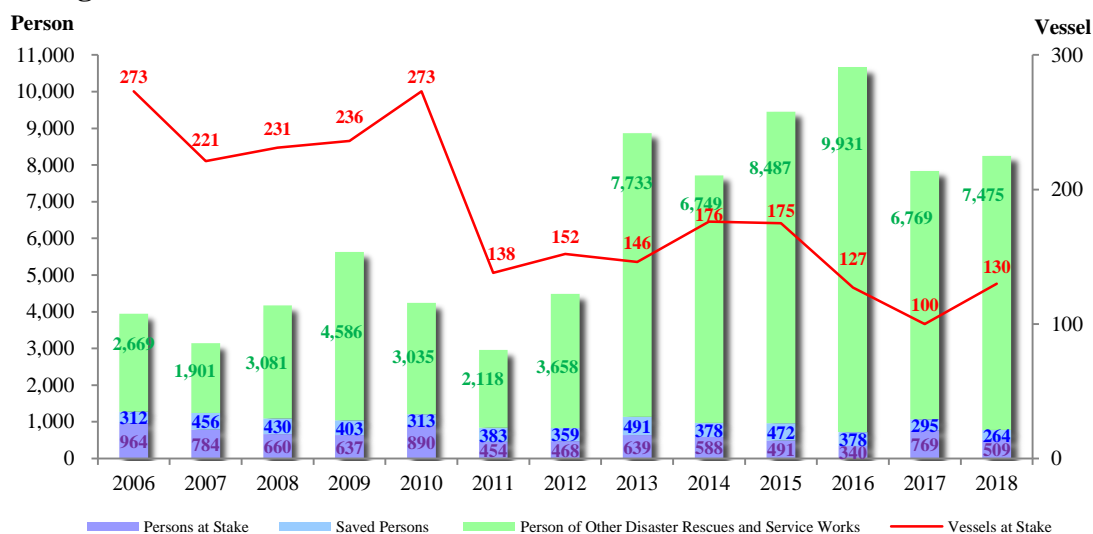
Figure 2.15 2018 The Statistics of Maintaining Marine and Coastal Resources



2.9 The Statistics of Disaster Rescues and Service Works

In 2018, there were 872 cases of Disaster Rescues and Service Works, including three categories as Rescue, LifeSaving, and Other Disaster Rescues and Service Works, among which “Rescue” means vessel at stake due to casualty, engine breakdown, collision, leakage, grounding, fired or propeller twist and rescued by CGA. “LifeSaving” means that persons who fell into the water, or injured, and became ill with fatal risk because engaged in the water work or activities that CGA carried out the rescue. As for “Other Disaster Rescues and Service Works”, it means the cases that CGA handled other disaster rescues and service works which cannot be classified to subclasses Rescue, LifeSaving, including Handling (Salvage) of Floating Corpses, Handling of Maritime Disputes, Guard Services of Vessel in Distress, Medical Evacuation Services of Emergent Injured and Patients in Outlying Islands and Offshore Islands, Passenger Transportation Managements and Material Relief Services, Rescue Services of Coastal Emergency, Safety Maintenances of Maritime Activities (Water Sports), and Others service works. They are described respectively as follows:

Figure 2.16 The Statistics of Disaster Rescues and Service Works for Years

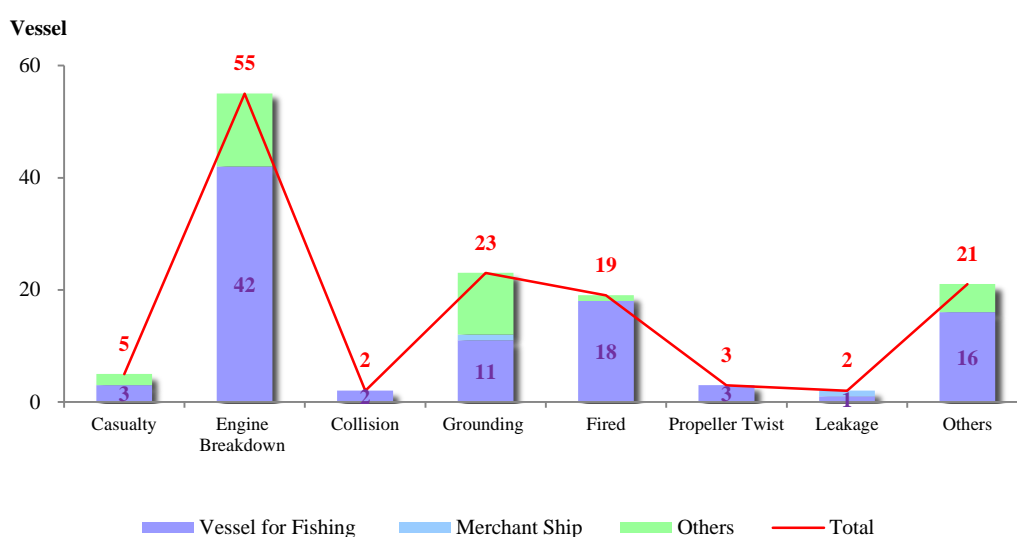


2.9.1 Rescue Statistics

In 2018, there were 125 rescue cases, 130 vessels at stake, and 509 persons at stake. Comparing with last year, the number of cases and vessels at stake increased by 26 and 30 respectively, and the number of persons at stake decreased by 260. To make an observation by rescue sector, the Fleet Branch handled 77 cases as the most, accounting for 61.6%; the Southern Branch with 15 cases as the second, accounting for 12.0%; the Northern Branch with 10 cases as the third, accounting for 8.0%.

In 2018, there were 96 vessels for fishing at stake with most types of fishing vessels, fishing rafts and sampans, accounting for 73.8%. Among the causes of marine incident, engine breakdown was the major, accounting for 42.3%, grounding as the second, accounting for 17.7%, and overturn-based in unknown reasons as the third, accounting for 16.2%. As for the vessel rescue results, CGA towed 73 vessels as the major, accounting for 56.2%. As for the rescue results of persons at stake, towed persons accounted for 97.1%; dead and missing persons accounted for 0.8% and 2.2% respectively.

Figure 2.17 2018 The Causes of Vessel at Stake Statistics



2.9.2 LifeSaving Statistics

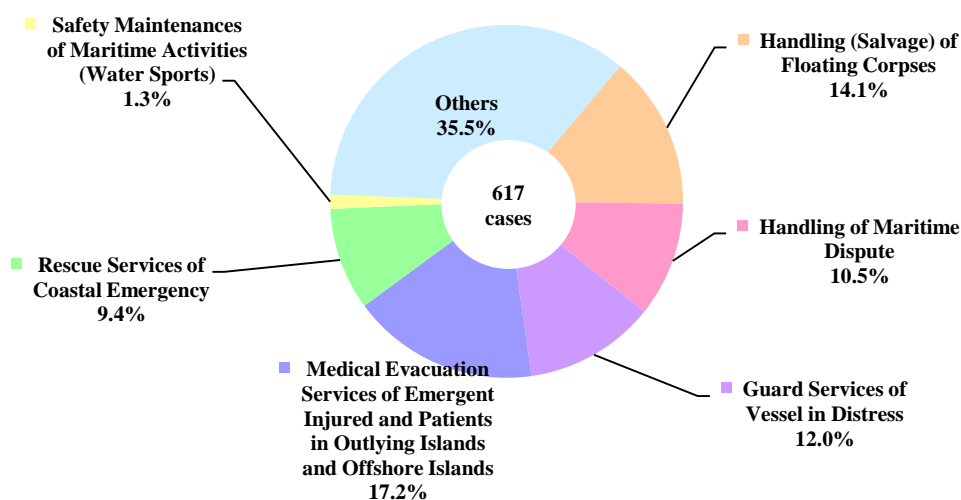
In 2018, there were 207 LifeSaving cases and 264 saved persons. Comparing with last year, 31 cases and 31 saved persons were decreased. To make an observation by the incident handled areas, the cases happened at sea, coast, and port were the major, together accounting for 95.7%. Among the incident handled county/city in which the number of cases more than 10, New Taipei City, Kaohsiung City, Yilan County, Pingtung County, Tainan City, Keelung City, Changhua County, Hualien County and Taitung County were in turn, together accounting for 78.3%. If an observation is made by rescue sector, the Fleet Branch handled 65 cases as the most, accounting for 31.4%; the Southern Branch with 53 cases as the second, accounting for 25.6%; the Northern Branch with 33 cases as the third, accounting for 15.9%.

2.9.3 Other Disaster Rescues and Service Works Statistics

In 2018, there were 572 Other Disaster Rescues and Service Works cases, and 7,475 persons of disaster rescues and service works. Comparing with last year, 18 cases were decreased; 706 persons of disaster rescues and service works were decreased. To make an observation by handled sector, there were 308 cases handled by the Fleet Branch, accounting for 53.8% as the major. Among the incident handled county/city, 74 cases were handled in Penghu County as the most, 62 cases handled in Pingtung County as the second, 54 cases handled in Kaohsiung City as the third.

For additional cross-category cases statistics, among total 617 Other Disaster Rescues and Service Works cases in 2018, most were three categories as Others, Medical Evacuation Services of Emergent Injured and Patients in Outlying Islands and Offshore Islands, and Handling (Salvage) of Floating Corpses, together accounting for 66.8%.

Figure 2.18 2018 Structure of Other Disaster Rescues and Service Works



2.10 The Statistics of Other Business Performance

In 2018, there were in total of 2,009 cases for Other Business Performance seized. Comparing with last year, the number of seized cases decreased by 300 or 13.0%, due to the influence of Dealing with Violation of Vessel and Fishery Management Cases with a decrease of 289 cases.

To make an observation by handled sector, it is found that the Kinmen-Matsu-Penghu Branch seized 685 cases as the most, accounting for 34.1%, among which Dealing with Violation of Vessel and Fishery Management Cases was the major. The Fleet Branch seized 570 cases, accounting for 28.4%, among which Dealing with Project Services Cases such as Fishing Protection and Patrol Operations at Economic Zone were the major.

For additional cross-category cases statistics, among total 2,021 cases for Other Business Performance seized in 2018, the top three categories were as follows: 864 Dealing with Violation of Vessel and Fishery Management Cases as the most, accounting for 42.8%, 598 cases of Others as the second, accounting for 29.6%, and 463 Dealing with Project Services Cases (420 Fishing Protection and Patrol Operations at Economic Zone cases included) as the third, accounting for 22.9%.

Figure 2.19 The Statistics of Other Business Performance

